

NAME:
PERIOD:


BIRD'S EYE & WORM'S EYE

PRE-SHOOTING BRAINSTORM + PLAN (20 points)

1. What/who will your subject(s) be?
2. Where will you shoot? What time of day?
3. What kind of set up do you need? (tripod, background, props, etc.)

VISUAL BRAINSTORMING: In the boxes below and on the back, make 4 thumbnail sketches of ideas for shooting each point of view. Include labels that describe subject, location, and use of creative controls (aperture and shutter speed).


Bird's Eye View




SUBJECT:
LOCATION:
APERTURE/DEPTH OF FIELD:
SHUTTER SPEED:



SUBJECT:
LOCATION:
APERTURE/DEPTH OF FIELD:
SHUTTER SPEED:




SUBJECT:
LOCATION:
APERTURE/DEPTH OF FIELD:
SHUTTER SPEED:




SUBJECT:
LOCATION:
APERTURE/DEPTH OF FIELD:
SHUTTER SPEED:


Worm's Eye View




SUBJECT:
LOCATION:
APERTURE/DEPTH OF FIELD:
SHUTTER SPEED:



SUBJECT:
LOCATION:
APERTURE/DEPTH OF FIELD:
SHUTTER SPEED:



SUBJECT:
LOCATION:
APERTURE/DEPTH OF FIELD:
SHUTTER SPEED:



SUBJECT:
LOCATION:
APERTURE/DEPTH OF FIELD:
SHUTTER SPEED: